


## BANDSAW TT50BS - 400V





**€4 .850,00 (excl. VAT)**

Professional band saw machine equipped with a three-phase 400V induction motor (5.5 HP), foot brake and quick stop. Compared to classic machines with carbon brush motors, you have two advantages with this band saw. The induction motor is both quieter and more powerful. The wheel system guides the saw blade both above and below the worktable for optimal guidance. The work table of this band saw is completely in cast iron and can be tilted up to 45° or -10°. As standard, this machine is equipped with an accurate length guide and a mitre guide. Equipped with an exhaust to connect dust extraction. A mobile base is available as an option.

Different widths of blade in hardened steel 'Flexback' available between 20mm and 32mm width, a bimetal blade (14 TPI) of 27mm width or a widia-set blade (3 TPI) of 27mm width.

**SKU: REBS50**

## GALERIJAFBEELDINGEN



Professional band saw machine equipped with a three-phase 400V induction motor (5.5 HP), foot brake and quick stop. Suitable for solid work as well as more sophisticated circular sawing. Compared to classic machines with carbon brush motors, you have two advantages with this band saw. The induction motor is both quieter and more powerful. The full starting wheels guide the saw ribbon both above and below the worktable for optimal guidance. These wheels are fitted with a rubber coating to optimise the life of your blade. Finally, this machine has thick brushes to extend the life of the rubber. This band saw has a maximum cutting height of 504mm and a maximum width of 480mm. The height is easily adjustable thanks to the rotary knob and gear

rack. The wheel housings are fitted with safety doors.

The work table of this band saw is completely in cast iron and can be tilted up to 45° or -10°. As standard, this machine is equipped with an accurate length guide and a mitre guide. It can be moved very easily over the work table in the slots provided for this purpose. The whole is very stable, partly thanks to the torsion free construction. The machine is equipped with an exhaust to connect dust extraction. A stable, maintenance-free construction with quiet, stable and, above all, precise running of the blade. With built-in windows to control the running of the saw ribbon.

### PRODUCT INFORMATION

- Torsion free construction
- Cast iron worktable (tiltable)
- Precise depth control with rotary knob
  - Max. height: 504mm
  - Max. width: 480mm
    - Miter guide
  - Full drive wheels
- Induction motor 5.5HP
- Wheels with rubber and brush
  - Double ball bearing
  - Foot pedal brake

### DESCRIPTION

Professional band saw machine equipped with a three-phase 400V induction motor (5.5 HP), foot brake and quick stop. Suitable for solid work as well as more sophisticated circular sawing. Compared to classic machines with carbon brush motors, you have two advantages with this band saw. The induction motor is both quieter and more powerful. The full starting wheels guide the saw ribbon both above and below the worktable for optimal guidance. These wheels are fitted with a rubber coating to optimise the life of your blade. Finally, this machine has thick brushes to extend the life of the rubber. This band saw has a maximum cutting height of 504mm and a maximum width of 480mm. The height is easily adjustable thanks to the rotary knob and gear rack. The wheel housings are fitted with safety doors. The work table of this band saw is completely in cast iron and can be tilted up to 45° or -10°. As standard, this machine is equipped with an accurate length guide and a mitre guide. It can be moved very easily over the work table in the slots provided for this purpose. The whole is very stable, partly thanks to the torsion free construction. The machine is equipped with an exhaust to connect dust extraction. A stable, maintenance-free construction with quiet, stable and, above all, precise running of the

blade. With built-in windows to control the running of the saw ribbon.

No video available for this product!

### DOWNLOADS

No download available.

### ADDITIONAL INFORMATION

<b>Weight</b>	355 kg
<b>Dimensions</b>	228,5 × 86 × 104 cm
<b>Motor</b>	5.5 HP
<b>Voltage</b>	3 x 400V
<b>Blade speed</b>	28m/s
<b>Work table</b>	550x722mm
<b>Table tilt</b>	-15° - 45°
<b>Max. cutting height</b>	504mm
<b>Max. width of cut</b>	480mm
<b>Length of blade</b>	4670mm
<b>Width of blade</b>	6mm-40mm