

BANDSAW TT600 - 400V







€3 .533,06 (excl. VAT)

Professional band saw machine equipped with a three-phase 400V induction motor (5.5 HP) and quick stop. Compared to classic machines with carbon brush motors, you have two advantages with this band saw. The induction motor is both quieter and more powerful. The wheel system guides the saw blade both above and below the worktable for optimal guidance. The work table of this band saw is completely in cast iron and can be tilted up to 45° or -10°. As standard, this machine is equipped with an accurate length guide and a mitre guide. Equipped with an exhaust to connect dust extraction. A mobile base is available as an option.

Different widths of blade in hardened steel 'Flexback' available between 20mm and 32mm width, a bimetal blade (14 TPI) of 27mm width or a widia-set blade (3 TPI) of 27mm width.

SKU: OBS600T

GALERIJAFBEELDINGEN



Professional band saw machine equipped with a three-phase 400V induction motor (5.5 HP) and quick stop. Suitable for solid work as well as more sophisticated circular sawing. Compared to classic machines with carbon brush motors, you have two advantages with this band saw. The induction motor is both quieter and more powerful. The full starting wheels guide the saw ribbon both above and below the worktable for optimal guidance. These wheels are fitted with a rubber coating to optimise the life of your blade. Finally, this machine has thick brushes to extend the life of the rubber. This band saw has a maximum cutting height of 430mm and a maximum passage of 600mm. The height is easily adjustable thanks to the rotary knob and gear rack. The

wheel housings are fitted with safety doors.

The work table of this band saw is completely in cast iron and can be tilted up to 45° or -10°. As standard, this machine is equipped with an accurate length guide and a mitre guide. It can be moved very easily over the work table in the slots provided for this purpose. The whole is very stable, partly thanks to the torsion free construction. The machine is equipped with an exhaust to connect dust extraction. A stable, maintenance-free construction with quiet, stable and, above all, precise running of the blade. With two built-in windows to control the running of the blade.

PRODUCT INFORMATION

- Torsion free construction
- Cast iron worktable (tiltable)
- Depth control with rotary knob
 - Max. height: 430mm
 - Max. width: 600mm
 - Miter guide
 - Full drive wheels
- Induction motor 5.5HP
- Wheels with rubber and brush
 - Double ball bearing

DESCRIPTION

Professional band saw machine equipped with a three-phase 400V induction motor (5.5 HP) and quick stop. Suitable for solid work as well as more sophisticated circular sawing. Compared to classic machines with carbon brush motors, you have two advantages with this band saw. The induction motor is both quieter and more powerful. The full starting wheels guide the saw ribbon both above and below the worktable for optimal guidance. These wheels are fitted with a rubber coating to optimise the life of your blade. Finally, this machine has thick brushes to extend the life of the rubber. This band saw has a maximum cutting height of 430mm and a maximum passage of 600mm. The height is easily adjustable thanks to the rotary knob and gear rack. The wheel housings are fitted with safety doors. The work table of this band saw is completely in cast iron and can be tilted up to 45° or -10°. As standard, this machine is equipped with an accurate length guide and a mitre guide. It can be moved very easily over the work table in the slots provided for this purpose. The whole is very stable, partly thanks to the torsion free construction. The machine is equipped with an exhaust to connect dust extraction. A stable, maintenance-free construction with quiet, stable and, above all, precise running of the blade. With two built-in windows to control the running of the blade.

No video available for this product!

DOWNLOADS

No download available.

ADDITIONAL INFORMATION

Weight	330 kg
Dimensions	224 × 73 × 103 cm
Motor	5.5 HP
Voltage	3 x 400V
Blade speed	1560m/min
Work table	700x610mm
Table tilt	-10° - 45°
Max. cutting height	430mm
Max. width of cut	600mm
Length of blade	4590mm
Width of blade	20mm, 25mm, 27mm, 32mm