

### BELMASH - CBS2400 SAW TABLE






**€698,34 (excl. VAT)**

Unique compact saw table with a 230 V, 3.5 HP induction motor Adjustable height up to 103 mm and tiltable up to 45°. Completely made of 2.5 mm thick sheet steel. The saw shaft is driven by an industrial Poly-V belt and is also suitable for groove cutters with a thickness of 4 to 12 mm.

**SKU:** BEL-CBS2400

### GALERIJAFBEELDINGEN



The CBS2400 is a unique saw table with the same possibilities as a cabinet saw. It is equipped with a special shaft to accommodate groove cutters. This makes it possible to cut grooves or rebates directly. The groove cutters are available with a 4, 6, 8, 10 and 12 mm thickness. This saw table also has a very large cutting capacity, with a cutting height of 103 mm at 90°, and still 70 mm at 45°.

This unique compact saw table has a powerful 3.5 HP induction motor and an adjustable cutting height up to 103 mm. The machine is completely made of 2.5 mm thick sheet steel, which makes it extremely robust. The handy wheels on the frame make this saw table easy to move. The saw shaft is driven by an industrial Poly-V belt. The gas spring on the machine makes it possible to easily adjust the tilt up to 45 °. As on all BELMASH machines, the reading is on a steel band and not on a sticker. A foldable extension table is provided at the rear of the machine. The switch is located on a rotating arm and can be freely rotated to the right or left, in order to

fix it in the most favorable position and to work safely at all times.

Standard: saw blade, mobile base, miter gauge, foldable rear table

Optional: additional side table, grooving cutters

### PRODUCT INFORMATION

- 230 V, 3.5 HP powerful induction motor
  - No carbon brushes
  - 40 % less noise, 30 % more power
- Possible to work with grooving cutters
  - Compact and mobile
  - Belt drive through Poly-V belt
- Saw blade adjustable in height from 0 to 103 mm
  - Solid 2.5 mm thick sheet steel tables
- Tilting saw blade adjustable from 0 to 70 mm with gas spring
  - Rotatable switch
  - Clear reading on steel band

### DESCRIPTION

The CBS2400 is a unique saw table with the same possibilities as a cabinet saw. It is equipped with a special shaft to accommodate groove cutters. This makes it possible to cut grooves or rebates directly. The groove cutters are available with a 4, 6, 8, 10 and 12 mm thickness. This saw table also has a very large cutting capacity, with a cutting height of 103 mm at 90°, and still 70 mm at 45°. This unique compact saw table has a powerful 3.5 HP induction motor and an adjustable cutting height up to 103 mm. The machine is completely made of 2.5 mm thick sheet steel, which makes it extremely robust. The handy wheels on the frame make this saw table easy to move. The saw shaft is driven by an industrial Poly-V belt. The gas spring on the machine makes it possible to easily adjust the tilt up to 45 °. As on all BELMASH machines, the reading is on a steel band and not on a sticker. A foldable extension table is provided at the rear of the machine. The switch is located on a rotating arm and can be freely rotated to the right or left, in order to fix it in the most favorable position and to work safely at all times. Standard: saw blade, mobile base, miter gauge, foldable rear table Optional: additional side table, grooving cutters

### DOWNLOADS

No download available.

## ADDITIONAL INFORMATION

<b>Weight</b>	64 kg
<b>Dimensions</b>	111 × 58 × 99,3 cm
<b>Motor</b>	3.5 HP
<b>Voltage</b>	230 V
<b>Cutting depth 90 °</b>	103 mm
<b>Cutting depth 45°</b>	70 mm
<b>Tilt</b>	45°
<b>Diameter sawblade</b>	280mm
<b>Shaft diameter</b>	30 mm
<b>Saw blade speed</b>	2850