

BELMASH - SDM2500 SAW AND PLANER



~~€904,95~~ **€904,95** (excl. VAT)

NOW DELIVERED WITH THE NEW AL-Q GUIDE!

- Inclined aluminum rip fence
 - Fast quick clamping
- Double clamping at the front and back of the table
 - Smooth running guide on nylon pressure points
 - Quick detachable
- Metal and adjustable size indication
 - Aluminum guide with T-slot




These portable and compact planers and saws 230V are unique on the market. 270mm planing width and 117mm adjustable cutting height in one machine. Equipped with an induction motor **3,5 HP**.

The machine is suitable for working with groove cutters. FREE safety pressure system and routing table worth € 150.00.

Mobile base optional

SKU: BEL-2500SDM

GALERIJAFBEELDINGEN



BELMASH SDM-2500 is the most powerful, most functional and productive machine in its class in the world! It is possible to saw wood with a height of 117 mm, and this with 100% attention to safety.

Functions: sawing at different angles, planing, drilling, milling, grooving, safety pressers and optional thickening device and mortising table.

These portable and compact planers and saws 230V are unique on the market.

Be sure to check out the [VIDEO](#)

They work with very powerful induction motors compared to all other machines of its kind.

An induction motor has 30% more power than a carbon brush motor and is more than 40% quieter. Moreover, it is maintenance-free as no carbon brushes need to be replaced. Furthermore, they are driven in an industrial way by means of poly belts instead of classic V-belts. The construction of the frame is also very unique and robust, as 3.5 mm thick sheet steel is used. This together guarantees excellent performance, but also optimal resistance for your machine.

Thanks to the micro-lifting system of the planing tables, the planing depth can be set very accurately and smoothly, but the tables can also be closed completely in a fast way. By fully closing the tables, the saw table has a large work surface. This SDM2500 has a very clear and accurate reading for every setting.

The guide can be blocked both in front of and behind the work table, which guarantees stable and precise work. It can also be angled with a very clear reading, and this for both the planer and the sawing function. For the sawing machine there is also a miter gauge with clear reading.

The cutting height is easily adjustable from 0 to 117mm by a robust handle and handy and large lock nut. Furthermore, the machine is also equipped for working with rabbet or rebating cutters up to 12mm thickness, which are perfectly adjustable in height. Supplied as standard with safety pressers on the planer. Optionally, an additional thickener can be obtained which is driven by a poly V-belt. In addition to the standard milling table, a mortising table is also available.

Due to the high-quality construction of these compact machines such as thick sheet steel, direct drive, induction motors, high-quality ball bearing, large and robust set and rotary handles, this machine has an enormous user comfort with excellent performance and an optimal service life.

The switch is located on a rotating arm and can be freely rotated to the right or left, in order to fix it in the most favorable position and to work safely at all times.

The portable multifunctional woodworking machine is standard equipped with: clamping device, saw guide, saw blade with splitting wedge, ruler, cover plate, handle (thumbscrew), miter guide, insert, planer knives in knife block, bracket, operating manual.

PRODUCT INFORMATION

- 230V, 3.5HP powerful induction motor
 - No carbon brushes
 - 40% less noise, 30% more power
 - 270mm planing width
- Cutting height adjustable from 0 to 117mm
- Works with groove cutters up to 12mm thickness
 - Compact multifunction machine
 - Solid sheet steel tables 3.5mm thick
 - Drive by Poly-V belt
- Safety blocking system: during sawing the planer tables are locked and vice versa
 - Guide can be clamped both front and rear for stable and precise work
 - Rotatable switch

DESCRIPTION

BELMASH SDM-2500 is the most powerful, most functional and productive machine in its class in the world! It is possible to saw wood with a height of 117 mm, and this with 100% attention to safety. Functions: sawing at different angles, planing, drilling, milling, grooving, safety pressers and optional thicknessing device and mortising table. These portable and compact planers and saws 230V are unique on the market. Be sure to check out the [VIDEO](#) They work with very powerful induction motors compared to all other machines of its kind. An induction motor has 30% more power than a carbon brush motor and is more than 40% quieter. Moreover, it is maintenance-free as no carbon brushes need to be replaced. Furthermore, they are driven in an industrial way by means of poly belts instead of classic V-belts. The construction of the frame is also very unique and robust, as 3.5 mm thick sheet steel is used. This together guarantees excellent performance, but also optimal resistance for your machine. Thanks to the micro-lifting system of the planing tables, the planing depth can be set very accurately and smoothly, but the tables can also be closed completely in a fast way. By fully closing the tables, the saw table has a large work surface. This SDM2500 has a very clear and accurate reading for every setting. The guide can be blocked both in front of and behind the work table, which guarantees stable and precise work. It can also be angled with a very clear reading, and this for both the planer and the sawing function. For the sawing machine there is also a miter gauge with clear reading. The cutting height is easily adjustable from 0 to 117mm by a robust handle and handy and large lock nut. Furthermore, the machine is also equipped for working with rabbet or rebating cutters up to 12mm thickness, which are perfectly adjustable in height. Supplied as standard with safety pressers on the planer. Optionally, an additional thicknesser can be obtained which is driven by a poly V-belt. In addition to the standard milling table, a mortising table is also available. Due to the high-quality construction of these compact machines such as thick sheet steel, direct drive, induction motors, high-quality ball bearing, large and robust set and rotary handles, this machine has an

enormous user comfort with excellent performance and an optimal service life. The switch is located on a rotating arm and can be freely rotated to the right or left, in order to fix it in the most favorable position and to work safely at all times. The portable multifunctional woodworking machine is standard equipped with: clamping device, saw guide, saw blade with splitting wedge, ruler, cover plate, handle (thumbscrew), miter guide, insert, planer knives in knife block, bracket, operating manual.

DOWNLOADS

No download available.

ADDITIONAL INFORMATION

| | |
|---------------------------------------|-------------------|
| Weight | 68 kg |
| Dimensions | 93 × 59,5 × 39 cm |
| Motor | 3.5 HP |
| Voltage | 230 V |
| Cutting depth 90 ° | 117 mm |
| Max. height with groove cutter | 22 mm |
| Diameter sawblade | 315mm |
| Shaft diameter | 30 mm |
| Saw blade speed | 2850 |
| Planing width | 270 mm |
| Number of knives | 2 |
| Maximum planing depth | 3 mm |
| Speed planer | 7700 |
| Max. shank router bit | 12 mm |

YOU MAY ALSO LIKE...



[BELMASH - SDMR2500](#)
[saw and planer](#)
[thicknesser](#)