



## BUILDING SITE SAW FUSION TT500BK





**€1 .260,33 (excl. VAT)**

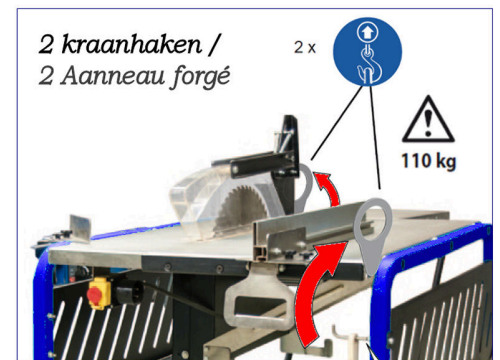
The Fusion TT500 is a very robust building site saw with braked induction motor and an exceptionally large cutting height of 175 mm. The tungsten carbide saw blade has a diameter of 500 mm with a 30 mm bore and 44 teeth. The machine is also equipped with robust handles and wheels with steel rims on ball bearings. The extension table can be folded down.

**SKU: N/A**

**VARIATIONS**

Image	SKU	Description	Voltage	Price
	GRO-11060		230 V	€1 .260,33 (excl. VAT)
	GRO-11070		400 V	€1 .260,33 (excl. VAT)







### GALERIJAFBEELDINGEN





Zaaghoogte 175 mm /  
Hauteur de coupe 175 mm



Model						
Fusion TT500BKS	230V 3000W 56/40%	Ø 500mm Ax 30 mm	175mm	L1xB1=720x400mm LxB =1000x660mm	1140x860x 570mm	86/98Kg
Fusion TT500BKT	400V 3000W 56/40%	Ø 500mm Ax 30 mm	175mm	L1xB1=720x400mm LxB = 1000x660mm	1140x860x 570mm	86/98Kg

The Fusion TT500 is a very robust building site saw with braked induction motor (230 V or 400 V - 4 HP). Despite its sturdy construction, this is still a lightweight. Combined with the sturdy handles and the wheels with steel rims on ball bearings (X2 Series), this ensures that it can be easily moved and transported. The extension table can be folded down. The legs can be adjusted in height separately. Furthermore, two crane hooks are provided to transport the machine. The tungsten carbide saw blade has a diameter of 500 mm with a 30 mm bore and 44 teeth.

What distinguishes the Fusion TT500 from other building site saws is the exceptionally high cutting height of (up to 175 mm) with exact rip fence. This makes the machine ideal for cutting firewood, pallets or formwork, and other heavy-duty sawing tasks. Caution: a heavy-duty extension cord (2.5 square) must be used for this saw.

## PRODUCT INFORMATION

- Cutting height can be adjusted from 0 to 175 mm with exact rip fence
  - Powerful 230 V or 400 V - 4 HP induction motor
- Saw blade with diameter 500 mm and bore 30 mm
  - Fold-down extension table
  - Fast height adjustment
  - High longitudinal guide
    - Miter guide
- Robust handles facilitate moving and storage

- Equipped with 2 crane hooks for transportation
- Wheels with steel rims on ball bearings (X2 Series)

### DESCRIPTION

The Fusion TT500 is a very robust building site saw with braked induction motor (230 V or 400 V - 4 HP). Despite its sturdy construction, this is still a lightweight. Combined with the sturdy handles and the wheels with steel rims on ball bearings (X2 Series), this ensures that it can be easily moved and transported. The extension table can be folded down. The legs can be adjusted in height separately. Furthermore, two crane hooks are provided to transport the machine. The tungsten carbide saw blade has a diameter of 500 mm with a 30 mm bore and 44 teeth. What distinguishes the Fusion TT500 from other building site saws is the exceptionally high cutting height of (up to 175 mm) with exact rip fence. This makes the machine ideal for cutting firewood, pallets or formwork, and other heavy-duty sawing tasks. Caution: a heavy-duty extension cord (2.5 square) must be used for this saw.

No video available for this product!

### DOWNLOADS

No download available.

### ADDITIONAL INFORMATION

<b>Weight</b>	98 kg
<b>Dimensions</b>	1140 × 860 × 570 cm
<b>Diameter sawblade</b>	500mm
<b>Bore hole</b>	30 mm
<b>Max. cutting height</b>	175 mm
<b>Motor</b>	4 HP
<b>Voltage</b>	230 V, 400 V
<b>Worktable</b>	1000 x 660 mm
<b>Extension table</b>	720 x 400 mm