


## BUILDING SITE SAW TIMBER BOY TT315






**€289,25 (excl. VAT)**

The Timber Boy TT315 is a powerful table saw with a 2.6 HP induction motor and tungsten carbide blade, which is equipped with a miter guide and a galvanized work table.

**SKU:** 0TB315

**GALERIJAFBEELDINGEN**



The Timber Boy TT315 is a powerful table saw with a powerful 2.6 HP induction motor. It is equipped with a miter guide with eccentric clamping and a galvanized work table and comes standard with an extension table (also galvanized), handles and wheels, making it ideally suited for prolonged outdoor use. The tungsten carbide saw blade has a diameter of 315 mm and a bore of 30 mm and can be tilted 45° with the convenient controls.

The legs of the base can be folded in in no time, so the machine can be easily transported in a passenger car.

### PRODUCT INFORMATION

- Powerful 230 V - 2.6 HP induction motor

- Tungsten carbide saw blade with diameter 315 mm and bore 30 mm
  - Saw blade can be tilted 45° with the convenient controls
- Galvanized work table and extension table
  - Miter guide with eccentric clamping
    - Equipped with handles
    - Mobile base with wheels
- Legs of base can be folded in, enabling transport in a passenger car
  - Cutting depth at 90°: 90 mm
  - Cutting depth at 45°: 50 mm

### DESCRIPTION

The Timber Boy TT315 is a powerful table saw with a powerful 2.6 HP induction motor. It is equipped with a miter guide with eccentric clamping and a galvanized work table and comes standard with an extension table (also galvanized), handles and wheels, making it ideally suited for prolonged outdoor use. The tungsten carbide saw blade has a diameter of 315 mm and a bore of 30 mm and can be tilted 45° with the convenient controls. The legs of the base can be folded in in no time, so the machine can be easily transported in a passenger car.

No video available for this product!

### DOWNLOADS

No download available.

### ADDITIONAL INFORMATION

<b>Weight</b>	48 kg
<b>Dimensions</b>	940 × 660 × 470 cm
<b>Bore hole</b>	30 mm
<b>Diameter sawblade</b>	315mm
<b>Cutting depth 45°</b>	50mm
<b>Cutting depth 90 °</b>	90 mm
<b>Motor</b>	2.6 HP

<b>Worktable</b>	550 x 800 mm
<b>Extension table</b>	450 x 810 mm
<b>Tilt</b>	45°