

## COMBI MAJOR TT1600 - SAWING, PLANING AND MILLING





**€7 .706,61 (excl. VAT)**

This compact combination machine from the Comfort Line Series scores highly in terms of comfort, user-friendliness, quality and price. The ideal machine for every woodworker who works at home or in a small workshop. Comprising two different machines, this Combi Workcentre offers you three functions: sawing, milling and planing and thicknessing. Each function is driven by a separate 230 V induction motor. This machine is the 'big brother' of the Combi Medium TT1300 and stands out in a few important areas. Among other things, the saw table is equipped with both a saw blade and a scoring blade. In this way, you can also saw laminated panels without any problems.

Wheel kit TT99-3 optionally available.


**SKU:** N/A

### VARIATIONS

Image	SKU	Description	Voltage	Price
	0CMCF1600T		3 x 400V	€7 .706,61 (excl. VAT)
	0CMCF1600S		230 V	€7 .706,61 (excl. VAT)

### GALERIJAFBEELDINGEN





This compact combination machine from the Comfort Line Series scores highly in terms of comfort, user-friendliness, quality and price. The ideal machine for every woodworker who works at home or in a small workshop. Consisting of two different machines, this combination machine offers you three functions: sawing, milling and planing and thickening. Each function is driven by a separate 230 V induction motor. This machine is the 'big brother' of the Combi Medium TT1300 and stands out in a few important areas. For example, the saw table is equipped with a saw blade and a scoring blade. In this way, you can also saw laminated panels without any problems. Because of the 315 mm diameter saw blade, this panel saw can also perform solid cuts up to 100 mm.

The saw table is equipped with a prismatic sliding system. This sliding system makes it easier to cut sheet material up to 1600 mm, the width of most large sheets. In addition, this saw table has a saw blade of 255mm. The saw blade can be tilted up to 45° for cutting at an angle. The sliding system can also be used as a tenoning table for the router table. Available for 230V or 3x400V.

#### **Router table**

The spindle moulder (with Ø30mm shaft) is adjustable to four speeds. Thanks to the lowest speed of 1800rpm, it is also possible to sand with this spindle moulder. The speed of 3000 rpm is mainly recommended for heavy milling work, such as tenoning. At higher speeds, this type of work can have a 'helicopter effect', where the cutter takes off. Finally, the higher speeds lend themselves perfectly to profiling. So always set the right speed depending on the type of material and the type of work you are doing. The router table has a protective cover so that you can always work safely.

### Planer and thicknesser

In addition, this combination machine offers you a powerful, planer and thicknesser. Thanks to its sturdy steel design with cast iron worktops, it can withstand heavy daily use. The work tables are fitted with a heavy profile at the bottom to maintain their flatness at all times. The tables are hinged independently and can be raised. In this way, you can make maximum use of the capabilities of the thicknessing machine. The maximum planing width is 320 mm.

For very precise planing, this machine is equipped with a sturdy, aluminium guide at the top. This guide can be set at an angle with two stops for 90° and 45°. With the help of the heavy planing block, equipped with three planing blades, a good finish is always guaranteed. The chips are discharged via a hinged hood. This hood can be connected to a dust extraction system using the Ø100mm outlet.

This combination machine can be divided into two parts. In this way, you can use the saw table + milling machine and the planer thicknesser separately.

### PRODUCT INFORMATION

- Combination machine
  - Two parts
- Sawing, milling + planing and thicknessing
  - Scoring blade
  - Three induction motors
  - Four-speed spindle moulder
  - Sliding system 1300mm
  - Guides with fine adjustment
    - Clear controls
    - Spindle Ø30mm
- Saw blade Ø250mm-Ø315mm
  - Planing width 320mm

### DESCRIPTION

This compact combination machine from the Comfort Line Series scores highly in terms of comfort, user-friendliness, quality and price. The ideal machine for every woodworker who works at home or in a small workshop. Consisting of two different machines, this combination machine offers you three functions: sawing, milling and planing and thicknessing. Each function is driven by a separate 230 V induction motor. This machine

is the 'big brother' of the Combi Medium TT1300 and stands out in a few important areas. For example, the saw table is equipped with a saw blade and a scoring blade. In this way, you can also saw laminated panels without any problems. Because of the 315 mm diameter saw blade, this panel saw can also perform solid cuts up to 100 mm. The saw table is equipped with a prismatic sliding system. This sliding system makes it easier to cut sheet material up to 1600 mm, the width of most large sheets. In addition, this saw table has a saw blade of 255mm. The saw blade can be tilted up to 45° for cutting at an angle. The sliding system can also be used as a tenoning table for the router table. Available for 230V or 3x400V.

#### **Router table**

The spindle moulder (with Ø30mm shaft) is adjustable to four speeds. Thanks to the lowest speed of 1800rpm, it is also possible to sand with this spindle moulder. The speed of 3000 rpm is mainly recommended for heavy milling work, such as tenoning. At higher speeds, this type of work can have a 'helicopter effect', where the cutter takes off. Finally, the higher speeds lend themselves perfectly to profiling. So always set the right speed depending on the type of material and the type of work you are doing. The router table has a protective cover so that you can always work safely.

#### **Planer and thicknesser**

In addition, this combination machine offers you a powerful, planer and thicknesser. Thanks to its sturdy steel design with cast iron worktops, it can withstand heavy daily use. The work tables are fitted with a heavy profile at the bottom to maintain their flatness at all times. The tables are hinged independently and can be raised. In this way, you can make maximum use of the capabilities of the thicknessing machine. The maximum planing width is 320 mm. For very precise planing, this machine is equipped with a sturdy, aluminium guide at the top. This guide can be set at an angle with two stops for 90° and 45°. With the help of the heavy planing block, equipped with three planing blades, a good finish is always guaranteed. The chips are discharged via a hinged hood. This hood can be connected to a dust extraction system using the Ø100mm outlet. This combination machine can be divided into two parts. In this way, you can use the saw table + milling machine and the planer thicknesser separately.

No video available for this product!

#### **DOWNLOADS**

No download available.

## ADDITIONAL INFORMATION

<b>Weight</b>	250 kg
<b>Motor</b>	4 HP, 5 HP
<b>Voltage</b>	230 V, 3 x 400V
<b>Worktable (sawing/milling)</b>	860x300mm
<b>Sliding table</b>	680x580mm
<b>Sliding length</b>	1600mm
<b>Height of groove</b>	100mm
<b>Table opening</b>	200mm
<b>Shaft diameter</b>	30 mm
<b>No-load speed (milling)</b>	1800rpm, 3000rpm, 6000rpm, 9000rpm
<b>Ø Saw blade</b>	255-315mm
<b>Cutting depth 45°</b>	80mm
<b>Cutting depth 90 °</b>	100mm
<b>No-load speed (sawing)</b>	4500rpm
<b>Ø Scoring blade</b>	100mm
<b>No-load speed (scoring blade)</b>	8500rpm
<b>Worktable (planing)</b>	1380x310mm
<b>Schaafbreedte</b>	310mm
<b>Max. planing depth</b>	4mm
<b>Worktable (thicknesser)</b>	540x306mm
<b>Max. depth thicknesser</b>	2mm
<b>Height thicknesser</b>	5-225mm
<b>Feed speed thicknesser</b>	6m/min

**No-load speed (planing axis)** 4800rpm