

DOUBLE TT1600SX - SAWING + MILLING





€4 .338,84 (excl. VAT)

This compact machine combines all the advantages of the Sliding TT1600 panel saw with a powerful four-speed milling machine. The ideal machine for every woodworker who works at home or in a small workshop. Consisting of two different machines, this combination machine offers you two functions: sawing and milling. Each function is driven by a separate induction motor. The machine is available on 230V or 3x400V. Thanks to the scoring blade, you can also saw laminated panels without any problems. The spindle moulder (with Ø30mm shaft) is adjustable to four speeds.



Wheel kit TT99 optionally available.


SKU: N/A

VARIATIONS

Image	SKU	Description Voltage	Price
	0DCF1600SX	3 x 400V	€4 .338,84 (excl. VAT)
	0DCF1600SXT	230 V	€4 .338,84 (excl. VAT)

GALERIJAFBEELDINGEN





This compact machine combines all the advantages of the Sliding TT1600 panel saw with a powerful four-speed milling machine. The ideal machine for every woodworker who works at home or in a small workshop. Consisting of two different machines, this combination machine offers you two functions: sawing and milling. Each function is driven by a separate induction motor. The machine is available on 230V or 3x400V. Thanks to the scoring blade, you can also saw laminated panels without any problems.

The saw table is equipped with a prismatic sliding system. This sliding system makes it possible to cut sheet material up to 1600 mm, the width of most large sheets. The saw blade can be tilted up to 45° for cutting at an angle. Because of the saw blade with a diameter of up to 315 mm, this panel saw is able to perform solid sawing work up to 100 mm. The sliding system can also be used as a tenoning table for the router table.

Router table

The spindle moulder (with Ø30mm shaft) is adjustable to four speeds. Thanks to the lowest speed of 1800rpm, it is also possible to sand with this spindle moulder. The speed of 3000 rpm is mainly recommended for heavy milling work, such as tenoning. At higher speeds, this type of work can have a 'helicopter effect', where the cutter takes off. Finally, the higher speeds lend themselves perfectly to profiling. So always set the right speed depending on the type of material and the type of work you are doing. The router table has a protective cover so that you can always work safely.

The wheel kit TT99 is optionally available.

PRODUCT INFORMATION

- Combination machine
 - Two parts
 - Sawing + milling
 - Scoring blade
 - Two induction motors
- Four-speed spindle moulder
 - Sliding system 1600mm
- Guides with fine adjustment
 - Clear controls
 - Spindle Ø30mm
- Saw blade Ø250mm-Ø315mm

DESCRIPTION

This compact machine combines all the advantages of the Sliding TT1600 panel saw with a powerful four-speed milling machine. The ideal machine for every woodworker who works at home or in a small workshop.

Consisting of two different machines, this combination machine offers you two functions: sawing and milling. Each function is driven by a separate induction motor. The machine is available on 230V or 3x400V. Thanks to the scoring blade, you can also saw laminated panels without any problems. The saw table is equipped with a prismatic sliding system. This sliding system makes it possible to cut sheet material up to 1600 mm, the width of most large sheets. The saw blade can be tilted up to 45° for cutting at an angle. Because of the saw blade with a diameter of up to 315 mm, this panel saw is able to perform solid sawing work up to 100 mm. The sliding system can also be used as a tenoning table for the router table.

Router table

The spindle moulder (with Ø30mm shaft) is adjustable to four speeds. Thanks to the lowest speed of 1800rpm, it is also possible to sand with this spindle moulder. The speed of 3000 rpm is mainly recommended for heavy milling work, such as tenoning. At higher speeds, this type of work can have a 'helicopter effect', where the cutter takes off. Finally, the higher speeds lend themselves perfectly to profiling. So always set the right speed depending on the type of material and the type of work you are doing. The router table has a protective cover so that you can always work safely. The wheel kit TT99 is optionally available.

No video available for this product!

DOWNLOADS

No download available.

ADDITIONAL INFORMATION

Weight	250 kg
Motor	3 HP, 4 HP
Voltage	230 V, 3 x 400V
Worktable (sawing/milling)	860x300mm
Sliding table	680x580mm
Sliding length	1600mm
Height of groove	100mm
Table opening	200mm
Shaft diameter	30 mm
No-load speed (milling)	1800rpm, 3000rpm, 6000rpm, 9000rpm
Ø Saw blade	255-315mm
Cutting depth 45°	80mm
Cutting depth 90 °	100mm
No-load speed (sawing)	4500rpm
Ø Scoring blade	100mm
No-load speed (scoring blade)	8500rpm