



BANDSAW TT312 - 230V




€896,69 (excl. VAT)

Band saw machine equipped with a 230V induction motor and two speeds. Compared to classic machines with carbon brush motors, you have two advantages with this band saw. The induction motor is both quieter and more powerful. The wheel system guides the saw blade both above and below the worktable for optimal guidance. The work table of this band saw is completely in cast iron and can be tilted up to 45°. As standard, this machine is equipped with an accurate length guide and a mitre guide. Finally, this band saw is supplied as standard with a robust base on wheels. The base is easy to operate by means of a foot pedal, allowing you to move the machine around without any problems.

Different widths of saw ribbon in hardened steel 'Flexback' available: 6mm - 10mm - 13mm - 16mm, or a bimetal ribbon (14 TPI) of 13mm width.

SKU: OBS312S

GALERIJAFBEELDINGEN



Band saw machine equipped with a 230V induction motor and two speeds. Suitable for solid work as well as more sophisticated circular sawing. Compared to classic machines with carbon brush motors, you have two advantages with this band saw. The induction motor is both quieter and more powerful. The wheel system guides the saw blade both above and below the worktable for optimal guidance. These wheels are fitted with a rubber coating to optimise the life of your blade. Finally, this machine has thick brushes to extend the life of the rubber. This band saw has a maximum cutting height of 165mm and a maximum width of 305mm. The height is easily adjustable thanks to the rotary knob and gear rack. The wheel housings are fitted with safety doors.

The work table of this band saw is completely in cast iron and can be tilted up to 45°. As standard, this machine is equipped with an accurate length guide and a mitre guide. It can be moved very easily over the work table in the slots provided for this purpose. The whole is very stable, partly thanks to the torsion free construction. Finally, this band saw is supplied as standard with a robust base on wheels. The base is easy to operate by means of a foot pedal, allowing you to move the machine around without any problems.

PRODUCT INFORMATION

- Torsion free construction
- Two speeds (370m/min - 800m/min)
 - Cast iron worktable (tiltable)
 - Depth control with rotary knob
 - Max. height: 165mm
 - Max. width: 300mm
 - Miter guide
 - Solid base on wheels
 - Induction motor 800W
- Wheels with rubber and brush
 - Double ball bearing
- Sturdy wheelbase with foot pedal

DESCRIPTION

Band saw machine equipped with a 230V induction motor and two speeds. Suitable for solid work as well as more sophisticated circular sawing. Compared to classic machines with carbon brush motors, you have two advantages with this band saw. The induction motor is both quieter and more powerful. The wheel system guides the saw blade both above and below the worktable for optimal guidance. These wheels are fitted with a rubber coating to optimise the life of your blade. Finally, this machine has thick brushes to extend the life of the rubber. This band saw has a maximum cutting height of 165mm and a maximum width of 305mm. The height is easily adjustable thanks to the rotary knob and gear rack. The wheel housings are fitted with safety doors. The work table of this band saw is completely in cast iron and can be tilted up to 45°. As standard, this machine is equipped with an accurate length guide and a mitre guide. It can be moved very easily over the work table in the slots provided for this purpose. The whole is very stable, partly thanks to the torsion free construction. Finally, this band saw is supplied as standard with a robust base on wheels. The base is easy to operate by means of a foot pedal, allowing you to move the machine around without any problems.

No video available for this product!

DOWNLOADS

No download available.

ADDITIONAL INFORMATION

Weight	78 kg
Dimensions	110 × 50 × 44 cm
Input Power	800W
Voltage	230 V
Blade speed	370m/min, 800m/min
Work table	500x400mm
Table tilt	0° – 45°
Max. cutting height	165mm
Max. width of cut	300mm
Length of blade	2240mm
Width of blade	6mm, 10mm, 13mm, 16mm