

## MITRE SAW M-SAW TT400





**€1 .074,38 (excl. VAT)**


The TT400 is a heavy-duty cut-and-miter saw for stationary use, equipped with a quiet, maintenance-free 3400 W (4.5 HP) induction motor, which can be used for both aluminium and wood.

**SKU: N/A**

**VARIATIONS**

Image	SKU	Description	Voltage	Price
	OMS400S		230 V	€1 .074,38 (excl. VAT)
	OMS400T		400 V	€1 .074,38 (excl. VAT)

### GALERIJAFBEELDINGEN



Mod.	Ømm	90Hz	R.P.M.	Kg	90°	45°/90°	90°/45°	45°/45°
Misaw TT400S	400 mm	230V 3400W	2650	80	125x205 mm	125x145mm	205x85mm	145x85mm
Misaw TT400T	400 mm	400V 3400W	2650	80	125x205 mm	125x145mm	205x85mm	145x85mm

The TT400 is a heavy-duty cut-and-miter saw for stationary use, the largest of its kind.

The TT400 is equipped with a silent, maintenance-free 3400 W (4.5 HP) induction motor. It can be used for both

aluminum and wood.

The use of ball bearings on all joints ensures precise rotation of the table, head and tilting system. The saw has a die-cast aluminum body and a heavy cast iron base (80 kg). The silent, maintenance-free 3400 W (4.5 HP) belt-driven induction motor is positioned at the rear of the head, giving the saw a large capacity and high torque. The saw blade has a 400 mm diameter and 80 teeth.

The TT400 is further equipped with a reversible handle with controls on the protective cover.

### PRODUCT INFORMATION

- Silent, maintenance-free 3400 W (4.5 HP) induction motor with belt drive
  - 400 mm saw blade with 80 teeth
  - Clear and tiltable mitre indication
    - Die-cast aluminum body
    - Heavy cast iron base (80 kg)
- Ball bearings on all joints ensure precise rotation of the table, head and tilting system
  - Horizontal handle with control on protective cover

### DESCRIPTION

The TT400 is a heavy-duty cut-and-miter saw for stationary use, the largest of its kind. The TT400 is equipped with a silent, maintenance-free 3400 W (4.5 HP) induction motor. It can be used for both aluminum and wood. The use of ball bearings on all joints ensures precise rotation of the table, head and tilting system. The saw has a die-cast aluminum body and a heavy cast iron base (80 kg). The silent, maintenance-free 3400 W (4.5 HP) belt-driven induction motor is positioned at the rear of the head, giving the saw a large capacity and high torque. The saw blade has a 400 mm diameter and 80 teeth. The TT400 is further equipped with a reversible handle with controls on the protective cover.

No video available for this product!

### DOWNLOADS

No download available.

## ADDITIONAL INFORMATION

<b>Weight</b>	80 kg
<b>Max. cutting thickness</b>	125 mm
<b>Diameter sawblade</b>	400mm
<b>Bore hole</b>	30 mm
<b>Cut 0° x 0°</b>	125 x 205 mm
<b>Cut 0° x 45°</b>	205 x 65 mm
<b>Cut 45° x 0°</b>	125 x 145 mm
<b>Cut 45° x 45°</b>	145 x 65 mm
<b>Input Power</b>	3400 W
<b>Voltage</b>	230 V, 400 V
<b>Motor</b>	4.5 HP