

MOBILE BANDSAW PBS290 - 230 V






~~€2.061,98~~ **€1.920,00 (excl. VAT)**

Handy, portable band saw in an all-aluminium construction for general woodworking or profiling work.

Equipped with a powerful 230 V induction motor. Thanks to the aluminium housing, this machine is, despite its dimensions, relatively lightweight. Thanks to the large guide plate, the well-balanced weight and the wide handle, this machine is exceptionally easy to use. The slots in the guide plate ensure that the line of the cut always remains clearly visible. The double sawing capacity makes tilting the saw blade unnecessary. In other words, this machine offers you endless processing possibilities at a low price.

SKU: 0PBS290

GALERIJAFBEELDINGEN



Handy, portable band saw in an all-aluminium construction for general woodworking or profiling work. Equipped with a powerful 230 V induction motor. Thanks to the aluminium housing, this machine is, despite its dimensions, relatively lightweight. Thanks to the large guide plate, the well-balanced weight and the wide handle, this machine is exceptionally easy to use. The slots in the guide plate ensure that the line of the cut always remains clearly visible. The double sawing capacity makes tilting the saw blade unnecessary. In other words, this machine offers you endless processing possibilities at a low price. The machine comes standard with a saw ribbon with a length of 1710 mm and a width of 6 mm. Optionally, the saw ribbon is also available in width 10, 13, 16 and 20 mm.

PRODUCT INFORMATION

- Mobile band saw
- Sturdy aluminium construction
 - 230 V induction motor
- Curved and complicated cuts
 - Backs and profiles
 - Curves and connections
 - Cross section
- Delivered as a standard with a 6 mm saw ribbon
- Saw ribbon also available in width 10, 13, 16 and 20 mm

DESCRIPTION

Handy, portable band saw in an all-aluminium construction for general woodworking or profiling work. Equipped with a powerful 230 V induction motor. Thanks to the aluminium housing, this machine is, despite its dimensions, relatively lightweight. Thanks to the large guide plate, the well-balanced weight and the wide handle, this machine is exceptionally easy to use. The slots in the guide plate ensure that the line of the cut always remains clearly visible. The double sawing capacity makes tilting the saw blade unnecessary. In other words, this machine offers you endless processing possibilities at a low price. The machine comes standard with a saw ribbon with a length of 1710 mm and a width of 6 mm. Optionally, the saw ribbon is also available in width 10, 13, 16 and 20 mm.

DOWNLOADS

No download available.

ADDITIONAL INFORMATION

Weight	19 kg
Motor	1 PK
Cutting height	300mm
Length of blade	1710mm
Min. - Max. width saw ribbon	6-20mm

No-load speed	1410rpm
Guide plate	420x310mm
Blade speed	900m/min