

OUTLET | CONSTRUCTION SAW TIMBER BOY TT315






~~€289,25~~ **€235,54 (excl. VAT)**

Showroom model

The Timber Boy TT315 is a powerful table saw with a 2.6 HP induction motor and tungsten carbide blade, which is equipped with a miter guide and a galvanized work table.

SKU: 0TB315-OUTLET

GALERIJAFBEELDINGEN



The Timber Boy TT315 is a powerful table saw with a powerful 2.6 HP induction motor. It is equipped with a miter guide with eccentric clamping and a galvanized work table and comes standard with an extension table (also galvanized), handles and wheels, making it ideally suited for prolonged outdoor use. The tungsten carbide saw blade has a diameter of 315 mm and a bore of 30 mm and can be tilted 45° with the convenient controls.

The legs of the base can be folded in in no time, so the machine can be easily transported in a passenger car.

PRODUCT INFORMATION

- Powerful 230 V - 2.6 HP induction motor

- Tungsten carbide saw blade with diameter 315 mm and bore 30 mm
 - Saw blade can be tilted 45° with the convenient controls
- Galvanized work table and extension table
 - Miter guide with eccentric clamping
 - Equipped with handles
 - Mobile base with wheels
- Legs of base can be folded in, enabling transport in a passenger car
 - Cutting depth at 90°: 90 mm
 - Cutting depth at 45°: 50 mm

DESCRIPTION

The Timber Boy TT315 is a powerful table saw with a powerful 2.6 HP induction motor. It is equipped with a miter guide with eccentric clamping and a galvanized work table and comes standard with an extension table (also galvanized), handles and wheels, making it ideally suited for prolonged outdoor use. The tungsten carbide saw blade has a diameter of 315 mm and a bore of 30 mm and can be tilted 45° with the convenient controls. The legs of the base can be folded in in no time, so the machine can be easily transported in a passenger car.

No video available for this product!

DOWNLOADS

No download available.

ADDITIONAL INFORMATION

Weight	48 kg
Dimensions	940 × 660 × 470 cm
Bore hole	30 mm
Diameter sawblade	315mm
Cutting depth 45°	50mm
Cutting depth 90 °	90 mm
Motor	2.6 HP

Worktable	550 x 800 mm
Extension table	450 x 810 mm
Tilt	45°