


PANEL SAW SLIDING TT1600







€3 .636,36 (excl. VAT)

This compact panel saw from our comfort line with powerful 230V induction motor (4HP) is a very popular machine in many workshops. This model of panel saw has a heavy-duty cast iron worktable that provides very good flatness. The high-quality prismatic sliding system has a total cutting length of 1600 mm. The telescopic fence is equipped with a flip stop with fine adjustment. Both the cast-iron worktable and the prismatic sliding system have T-slots for inserting a mitre guide (supplied as standard). To adjust the height and tilt of the saw blade, the machine is equipped with large hand wheels. With scoring blade for sawing plastered panels. Because of the 315 mm diameter saw blade, this panel saw can also perform solid cuts up to 100 mm.

Optionally available with a handy mobile kit TT99.

SKU: 0SLCF1600SX

GALERIJAFBEELDINGEN



This compact panel saw from our comfort line is a very popular machine in many workshops. This model of panel saw has a heavy-duty cast iron worktable that provides very good flatness. In addition, an extension table is included as standard. This extension can be placed on both sides of the work table. The high-quality prismatic sliding system has a total cutting length of 1600 mm, which is the width of 3 meter sheets. The cut-off truck is equipped with an extra roller so that you can easily work with large sheets. The telescopic fence is equipped with a flip stop with fine adjustment. The width guide is also easy to adjust with the help of a fine adjustment system.

Both the cast-iron worktable and the prismatic sliding system are equipped with T-slots for inserting a mitre guide. This mitre guide also comes standard with the machine. The saw blade is tiltable to a maximum of 45°. In addition, this panel saw has a scoring blade for cutting laminated panels. To adjust the height and tilt of the saw blade, the machine is equipped with large hand wheels. The Sliding Comfort TT1600 is equipped with a powerful, quiet 230V induction motor (4HP) with double belt drive and dovetail housing. Finally, the dust cover has a transparent screen. This allows you to keep a clear view of the workpiece at all times during the grooving process and to work precisely.

The sliding system is easily removable. This way, you can easily store the machine when not in use. Finally, the table and the guide rail can also be folded away. In this way, it is no problem to use the machine even in small workshops.

Optionally available with a handy mobile kit TT99.

PRODUCT INFORMATION

- Flat, cast iron worktable with T-slot
 - Miter guide
- Sliding system (270 mm width) with T-slot
 - Guide sliding system 1600mm
 - Extra roller on runner
 - 230V induction motor (4HP)
 - Dovetail housing
 - Dual drive belt
 - Fine adjustment on guides
- Convenient, large swivel wheels for height and tilt adjustment of the saw blade
 - Knee stop
 - Transparent dust cover
 - Folding table and guide rail

DESCRIPTION

This compact panel saw from our comfort line is a very popular machine in many workshops. This model of panel saw has a heavy-duty cast iron worktable that provides very good flatness. In addition, an extension table is included as standard. This extension can be placed on both sides of the work table. The high-quality prismatic sliding system has a total cutting length of 1600 mm, which is the width of 3 meter sheets. The cut-off truck is equipped with an extra roller so that you can easily work with large sheets. The telescopic fence is equipped

with a flip stop with fine adjustment. The width guide is also easy to adjust with the help of a fine adjustment system. Both the cast-iron worktable and the prismatic sliding system are equipped with T-slots for inserting a mitre guide. This mitre guide also comes standard with the machine. The saw blade is tiltable to a maximum of 45°. In addition, this panel saw has a scoring blade for cutting laminated panels. To adjust the height and tilt of the saw blade, the machine is equipped with large hand wheels. The Sliding Comfort TT1600 is equipped with a powerful, quiet 230V induction motor (4HP) with double belt drive and dovetail housing. Finally, the dust cover has a transparent screen. This allows you to keep a clear view of the workpiece at all times during the grooving process and to work precisely. The sliding system is easily removable. This way, you can easily store the machine when not in use. Finally, the table and the guide rail can also be folded away. In this way, it is no problem to use the machine even in small workshops. Optionally available with a handy mobile kit TT99.

No video available for this product!

DOWNLOADS

No download available.

ADDITIONAL INFORMATION

Weight	250 kg
Motor	4 HP
Voltage	230 V
No-load speed	4500rpm
Cutting depth 45°	80mm
Cutting depth 90 °	100mm
Cutting depth 45° (Ø255mm)	60mm
Cutting depth 90° (Ø255mm)	75mm
Table dimensions	800x380mm
Table (extension)	800x440mm
Table (rear)	500x310mm

Sliding table 680x580mm

Sliding length 1600mm