

PIHER - PARALLEL BODY CLAMP PRL95





€58,89 - €102,24 (excl. VAT)

These body clamps from PIHER are super strong. Large parallel clamping surfaces with 3 removable anti-slip protective caps to which glue does not adhere. They feature workpiece supports and large parallel surfaces making the clamps ideal for gluing all types of cabinets and furniture. This type of clamp should not be missing in the studio of anyone with a love for wood. They have a clamping depth of 9.5cm, 700kg clamping force and are available in different lengths.


SKU: N/A

VARIATIONS

Image	SKU	Description	Clamping capacity	Price
-------	-----	-------------	-------------------	-------

Image	SKU	Description	Clamping capacity	Price
	PIH-31303		30cm	€58,89 (excl. VAT)
	PIH-31306		60cm	€67,17 (excl. VAT)
	PIH-31308		80cm	€72,19 (excl. VAT)
	PIH-31310		100cm	€73,79 (excl. VAT)
	PIH-31312		125cm	€80,70 (excl. VAT)
	PIH-31315		150cm	€87,72 (excl. VAT)
	PIH-31320		200cm	€102,24 (excl. VAT)

GALERIJAFBEELDINGEN



These body clamps from PIHER are super strong. Large parallel clamping surfaces with 3 removable anti-slip protective caps to which glue does not adhere. They have forged steel jaws that are reversible.

Workpieces with a sensitive surface can be clamped parallel to each other. Even angles and offset edges or pointed and rounded surfaces can be perfectly adjusted.

They feature workpiece supports and large parallel surfaces making the clamps ideal for gluing all types of cabinets and furniture. This type of clamp should not be missing in the studio of anyone with a love for wood.

They have a clamping depth of 9.5cm, 700kg clamping force and are available in different lengths.

PRODUCT INFORMATION

- Forged steel jaws inside
 - 700kg clamping force
 - 9.5cm clamping depth
- Anti-slip plastic protective caps
 - Table support accessory
 - Reversible jaws
- Ergonomic handle of 2-component plastic
 - Trapezoidal thread
 - Anti-slip brake on movable jaw
- Especially recommended for woodworking

DESCRIPTION

These body clamps from PIHER are super strong. Large parallel clamping surfaces with 3 removable anti-slip protective caps to which glue does not adhere. They have forged steel jaws that are reversible. Workpieces with a sensitive surface can be clamped parallel to each other. Even angles and offset edges or pointed and rounded surfaces can be perfectly adjusted. They feature workpiece supports and large parallel surfaces making the clamps ideal for gluing all types of cabinets and furniture. This type of clamp should not be missing in the studio of anyone with a love for wood. They have a clamping depth of 9.5cm, 700kg clamping force and are available in different lengths.

No video available for this product!

DOWNLOADS

No download available.

ADDITIONAL INFORMATION

Weight	N/A
Clamping capacity	30cm, 60cm, 80cm, 100cm, 125cm, 150cm, 200cm
Clamping depth	9,5cm
Clamping force	700kg

YOU MAY ALSO LIKE...



**PIHER - Parallel
body clamp PRL400**