

PLUNGE-CUT SAW SRI174T






€420,43 (excl. VAT)

High-quality Virutex plunge-cut saw with a robust and ergonomic design. Using the optionally available guide rail, you always make perfectly straight and stable cuts. The saw fits directly on the rail, without additional accessories. Thanks to its powerful motor (1150W), this machine cuts easily through different materials. The motor is equipped with a soft start to prevent shocks at startup. The rapid stop of the saw blade and automatic shutdown in the event of an overload provide increased safety. Thanks to the anti-slip coating on the rear handle, you always have the machine under control while working. Equipped with a lever to easily adjust the blades or replace the saw blade.

Standard delivery with a Ø160mm saw blade and 20mm bore. This saw blade has 28 teeth for a fast cut on both wood and plastic.

SKU: VIR-SRI174T

GALERIJAFBEELDINGEN



High-quality Virutex plunge-cut saw with a robust and ergonomic design. This saw delivers very precise cuts thanks to a depth adjustment between 0mm and 55mm. In addition, this plunge-cut saw can cut up to 13.5 mm from a vertical edge. Using the optionally available guide rail, you always make perfectly straight and stable cuts. The saw fits directly on the rail, without additional accessories. Thanks to its powerful motor (1150W), this machine cuts easily through different materials. The motor is equipped with a soft start to prevent shocks at startup. The rapid stop of the saw blade and automatic shutdown in the event of an overload provide increased safety. Thanks to the anti-slip coating on the rear handle, you always have the machine under control while

working. Equipped with a lever to easily adjust the blades or replace the saw blade.

Standard delivery with a Ø160mm saw blade and 20mm bore. This saw blade has 28 teeth for a fast cut on both wood and plastic.

With the 125-mm diameter grooving saw blade and faceted V-tooth, you can also use this plunge-cut saw perfectly to make paneling in hardwood, softwood, laminated panels and other wood-based products.

PRODUCT INFORMATION

- Plunge-cut saw
- Precise depth control 0-55mm
- Up to 13.5mm from vertically upright side
 - Powerful motor (1150W)
- Standard with saw blade Ø160mm

DESCRIPTION

High-quality Virutex plunge-cut saw with a robust and ergonomic design. This saw delivers very precise cuts thanks to a depth adjustment between 0mm and 55mm. In addition, this plunge-cut saw can cut up to 13.5 mm from a vertical edge. Using the optionally available guide rail, you always make perfectly straight and stable cuts. The saw fits directly on the rail, without additional accessories. Thanks to its powerful motor (1150W), this machine cuts easily through different materials. The motor is equipped with a soft start to prevent shocks at startup. The rapid stop of the saw blade and automatic shutdown in the event of an overload provide increased safety. Thanks to the anti-slip coating on the rear handle, you always have the machine under control while working. Equipped with a lever to easily adjust the blades or replace the saw blade. Standard delivery with a Ø160mm saw blade and 20mm bore. This saw blade has 28 teeth for a fast cut on both wood and plastic. With the 125-mm diameter grooving saw blade and faceted V-tooth, you can also use this plunge-cut saw perfectly to make paneling in hardwood, softwood, laminated panels and other wood-based products.

No video available for this product!

DOWNLOADS

No download available.

ADDITIONAL INFORMATION

| | |
|---------------------------|---------|
| Weight | 4,7 kg |
| Input Power | 1100W |
| Diameter sawblade | 160mm |
| Cutting depth 45° | 35mm |
| Cutting depth 90 ° | 55mm |
| No-load speed | 5500rpm |