

### SAW BLADE UNIVERSAL Ø180MM - BORE 30MM






**€33,50 - €51,70 (excl. VAT)**

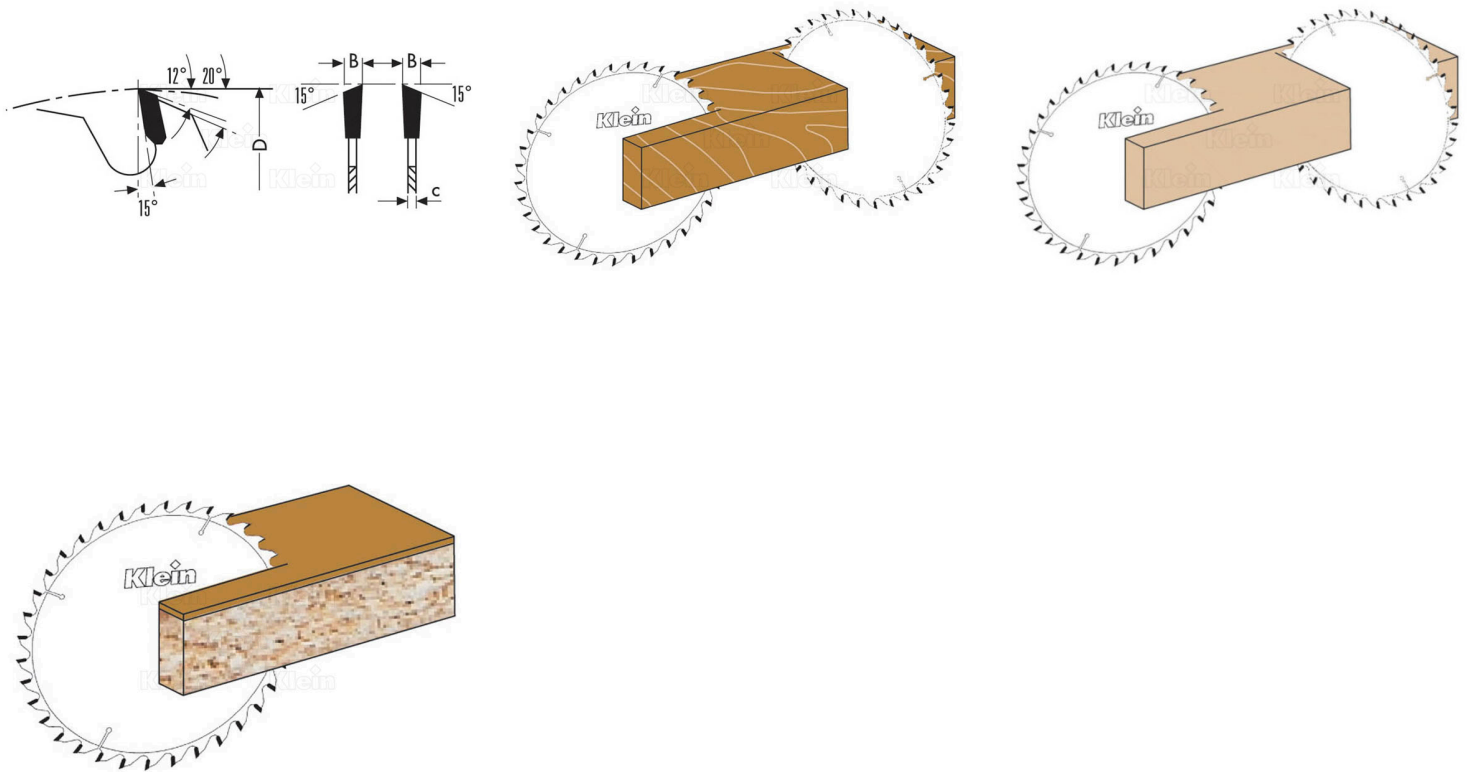
Universal saw blade with alternate top bevel teeth, suited for cutting of different wood types or wooden panels. Make sure to use the right amount of teeth to achieve optimal results of your project. A low number of teeth is suited for fast-paced and rough sawing of solid wood. A high number of teeth calls for a lower operating speed but guarantees a clean cut of both solid wood and wood panels. Available with different number of teeth.

**SKU:** N/A

## VARIATIONS

Image	SKU	Description	Number of teeth	Price
	KL-AA18002430		24	€33,50 (excl. VAT)
	KL-AA18003030		40	€38,80 (excl. VAT)
	KL-AA18005630		56	€51,70 (excl. VAT)

## GALERIJAFBEELDINGEN



Universal saw blade with alternate top bevel teeth, suited for cutting of different wood types or wooden panels. Make sure to use the right amount of teeth to achieve optimal results of your project. A low number of teeth is suited for fast-paced and rough sawing of solid wood. A high number of teeth calls for a lower operating speed but guarantees a clean cut of both solid wood and wood panels.

Available with different number of teeth.

## PRODUCT INFORMATION

- Fine cut HW sawblade

- Alternate top bevel teeth
- Cutting along and across grain
  - Hard and soft wood
- Sawblade with 36 teeth

### DESCRIPTION

Universal saw blade with alternate top bevel teeth, suited for cutting of different wood types or wooden panels. Make sure to use the right amount of teeth to achieve optimal results of your project. A low number of teeth is suited for fast-paced and rough sawing of solid wood. A high number of teeth calls for a lower operating speed but guarantees a clean cut of both solid wood and wood panels. Available with different number of teeth.

No video available for this product!

### DOWNLOADS

No download available.

### ADDITIONAL INFORMATION

<b>Weight</b>	1 kg
<b>Diameter sawblade</b>	180mm
<b>Shaft diameter</b>	30 mm
<b>Thickness teeth</b>	2,6mm
<b>Thickness Sawblade</b>	1,6mm
<b>Number of teeth</b>	24, 40, 56
<b>Pin holes</b>	2/7/42