

**BOMB OF THE WEEK: TABLE SAW ITAMAC PANTHERA S9 - 30" (760MM) - 4HP, 230V**




~~€2.888,43~~ **€2.310,74 (excl. VAT)**

**BOMB OF THE WEEK: 20% OFF! ONLY VALID UNTIL 25/09/2024** The Itamac Panthera series offers high-quality and safe table saws for precise cuts. The HW110SE series features a powerful poly-belt drive system and a heavy-duty dovetail motor housing, ensuring a vibration-free and accurate saw table. The Panthera series is available in 230V-3PK (S7 model), three-phase 400V-5.5PK and even a single-phase 230V-4PK (S9 model). Itamac is the only manufacturer to offer this type of single-phase table saw with a 4 HP motor. The standardized T-slots allow for precise cuts with the included miter guide. **Supplied as standard with "BOW" Feather PRO featherboard** that increase control and reduce kickback as well as high-quality saw blades by Sistemi Klein (made in Italy) for stability, reduced vibration and longer life.

**SKU:** BVDW-IT-HW111SE30S

## GALERIJAFBEELDINGEN



The Harvest-group's HW110SE table saws have proven themselves for years as one of the **highest quality saw tables in the world**. These table saws exceed all expectations in terms of user-friendliness, safety and appearance. The precision-ground cast iron work tables, heavy duty dovetail housing of the motor and powerful poly-belt drive system make the HW110SE series a low-vibration machine that allows you to cut more precisely than ever before! **Safety and precision** Itamac uses **high-quality and very powerful, noiseless induction motors** for all their series. The Panthera S7 series is available in 230V - 3HP, while the Panthera S9 series is available in both three-phase 400V - 5.5HP and single-phase 230V - 4HP. Itamac stands out as the only manufacturer offering this type of saw table on single phase with a powerful 4 HP motor. This ensures you have

enough power to cut through material effortlessly, no matter which series you choose. Safety and precision are guaranteed with the Itamac Panthera series. The table saws feature **standardised** T-slots to the left and right of the saw blade where you can work very precisely with the supplied mitre guide with stop and adjustable positions. For clean work and optimal safety, the "BOW" Feather PRO pushers are **included as standard** with the Panthera series: a spring clamp plate with replaceable springs in EVA foam that increase control of the input, drastically reduce kickback and better protect your wood from damage.



However, even the best cordless screwdriver needs the right screwdriver bit: That's why the Panthera saw tables come **standard with very high-quality saw blades: one ripper blade Itamac and one precision finish saw blade Xtra Cut from Sistemi Klein, Made in Italy.** These saw blades take cutting to a new level due to the special synthetic resin filled in the slots, which provides unprecedented stability and reduces vibration. This saw blade is ideally suited for cutting hardwood, double-sided veneer, laminate, MDF and thermoplastic boards. It is even ideal for cutting ALUCOBOND® or DIBOND®. These saw blades are equipped with carbide teeth from the original Ceratizit micrograin carbide, resulting in a service life that is up to 30% longer.

**Klein®**

**Xtra®  
cut**




**Dust removal and your health** Dust removal and your health also play an important role. On saw tables with quick-change or removal of the riving knife for groove cuts/working with dado saw blades, most of the dust is released above the worktable. Without a riving knife, there is no possibility of fitting a dust guard. Itamac has therefore developed

the overarm floating dusthood "ORCA S-17". The transparent guard is **easily adjustable in height and has a Ø 100 mm connection for efficient extraction**. This large connection ensures optimum suction without loss of air speed, unlike all other small-diameter protective caps. Also, the large transparent surfaces of the guard ensure that you always have a full view of your workpiece, allowing you to work more safely and precisely compared to a small guard that often interferes with work. **ITAMAC co-invests in your health:** Although these saw tables are often used without a splitting woven, it is still very important to take dust collection seriously.

**Exactly for this reason, ITAMAC offers a 30% discount on the Orca S-17 upper arm floating discharge cover with the purchase of every Panthera table saw.** It's important to realize that wood dust can be just as harmful as other types of dust, so proper dust extraction is key to ensuring a safe and healthy working environment.



The insert plate of the table saw is designed for use at any cutting angle and can be easily removed thanks to the **magnetic attachment** in the table. Through fine adjustment, this plate can also be adjusted for a 100% flat transition with the cast-iron table top. The saw blade can be tilted from 45° to -3° for false mitres and also tilts to the left for better visibility and no chance of kickback due to workpiece blocking. The table saw also has a **quick-change system for the splitting wedge** and is suitable for use with Dado groove saws (**adjustable groove saw blades for cutting grooves up to + 20 mm**). The operation of the table saw is simple and user-friendly. The **handwheels are full metal** and heavy duty, and the industrial transmission ensures smooth operation of both saw height and blade tilt. Height and tilting adjustments are twice as fast as with a conventional system. The Master-Rip fence is equipped with **Teflon guide points**, allowing it to guide very smoothly and can be adjusted at **6 points**. In addition, the fence can be positioned either to the left or right of the saw blade. The fence can be easily locked by pushing the lever down, and the heavy-duty **T-profile** ensures a firm full-length lock. Cutting width can be clearly read on the double magnification scales in **both millimetres and inches**.



### PRODUCT INFORMATION

- Precision ground cast iron work tables
- Powerful 4HP or 5.5HP TEFC induction motor
- Cutting capacity to the right of saw blade 760mm
  - Heavy duty dovetail suspension SE50XL
  - Industrial powerful belt drive Poly-belt
  - Quick system removable splitting wedge
- Deluxe width guide “Master-rip Industrial T-square” for accuracy and reliability
  - Oversized large chrome handwheels with lock
- Magnetic safety switch with thermal protection and overload protection and emergency stop quick-turn
  - Miter gauge with high stop and flip stop
- Precision T-slots left and right along the saw blade
  - Insert plate standard and dado insert plate
  - Suitable for mounting dado groove saw blades

### Possible options

- Floating extraction unit ORCA-S17
- Prismatic sliding system ST1400
  - Tenoning jig TJ85
- Zero tolerance insert plate (ZERO)
  - Dado groove blade set

- Miter gauge deLuxe V1000
  - Mobile base WK600

Read more The HW110SE table saws of the Harvest group have proven themselves for years as one of the **highest quality table saws in the world**. These table saws exceed all expectations in terms of user-friendliness, safety, and appearance.

The precision-ground cast iron work tables, heavy duty dovetail housing of the motor and powerful poly-belt drive system make the HW110SE series a low-vibration machine that allows you to cut more precisely than ever before! **Safety and precision** Itamac uses **high-quality and very powerful, noiseless induction motors** for all their series. The Panthera S7 series is available in 230V - 3HP, while the Panthera S9 series is available in both three-phase 400V - 5.5HP and single-phase 230V - 4HP. Itamac stands out as the only manufacturer offering this type of saw table on single phase with a powerful 4 HP motor. This ensures you have enough power to cut through material effortlessly, no matter which series you choose. Safety and precision are guaranteed with the Itamac Panthera series. The table saws feature **standardised** T-slots to the left and right of the saw blade where you can work very precisely with the supplied mitre guide with stop and adjustable positions. For clean work and optimal safety, the "BOW" Feather PRO pushers are **included as standard** with the Panthera series: a spring clamp plate with replaceable springs in EVA foam that increase control of the input, drastically reduce kickback and better protect your wood from damage.



However, even the best cordless screwdriver needs the right screwdriver bit: That's why the Panthera saw tables come **standard with very high-quality saw blades: one ripper blade Itamac and one precision finish saw blade Xtra Cut from Sistemi Klein, Made in Italy**. These saw blades take cutting to a new level due to the special synthetic resin filled in the slots, which provides unprecedented stability and reduces vibration. This saw blade is ideally suited for cutting hardwood, double-sided veneer, laminate, MDF and thermoplastic boards. It is even ideal for cutting ALUCOBOND® or DIBOND®. These saw blades are equipped with carbide teeth from the original Ceratizit micrograin carbide, resulting in a service life that is up to 30% longer.


**Klein**

**Xtra<sup>®</sup>  
cut**




**Dust removal and your health** Dust removal and your health also play an important role. On saw tables with quick-change or removal of the riving knife for groove cuts/working with dado saw blades, most of the dust is released above the worktable. Without a riving knife, there is no possibility of fitting a dust guard. Itamac has therefore developed the overarm floating dusthood “ORCA S-17”. The transparent guard is **easily adjustable in height and has a Ø 100 mm connection for efficient extraction.** This large connection ensures optimum suction without loss of air speed, unlike all other small-diameter protective caps. Also, the large transparent surfaces of the guard ensure that you always have a full view of your workpiece, allowing you to work more safely and precisely compared to a small guard that often interferes with work. **ITAMAC co-invests in your health:** Although these saw tables are often used without a splitting woven, it is still very important to take dust collection seriously.

**Exactly for this reason, ITAMAC offers a 30% discount on the Orca S-17 upper arm floating discharge cover with the purchase of every Panthera table saw.** It’s important to realize that wood dust can be just as harmful as other types of dust, so proper dust extraction is key to ensuring a safe and healthy working environment.



The insert plate of the table saw is

designed for use at any cutting angle and can be easily removed thanks to the **magnetic attachment** in the table. Through fine adjustment, this plate can also be adjusted for a 100% flat transition with the cast-iron table top. The saw blade can be tilted from 45° to -3° for false mitres and also tilts to the left for better visibility and no chance of kickback due to workpiece blocking. The table saw also has a **quick-change system for the splitting wedge** and is suitable for use with Dado groove saws (**adjustable groove saw blades for cutting grooves up to + 20 mm**). The operation of the table saw is simple and user-friendly. The **handwheels are full metal** and heavy duty, and the industrial transmission ensures smooth operation of both saw height and blade tilt. Height and tilting adjustments are twice as fast as with a conventional system. The Master-Rip fence is equipped with **Teflon guide points**, allowing it to guide very smoothly and can be adjusted at **6 points**. In addition, the fence can be positioned either to the left or right of the saw blade. The fence can be easily locked by pushing the lever down, and the heavy-duty **T-profile** ensures a firm full-length lock. Cutting width can be clearly read on the double magnification scales in **both millimetres and inches**.



## DESCRIPTION

The Harvest-group's HW110SE table saws have proven themselves for years as one of the **highest quality saw tables in the world**. These table saws exceed all expectations in terms of user-friendliness, safety and appearance. The precision-ground cast iron work tables, heavy duty dovetail housing of the motor and powerful poly-belt drive system make the HW110SE series a low-vibration machine that allows you to cut more precisely than ever before! **Safety and precision** Itamac uses **high-quality and very powerful, noiseless induction motors** for all their series. The Panthera S7 series is available in 230V - 3HP, while the Panthera S9 series is available in both three-phase 400V - 5.5HP and single-phase 230V - 4HP. Itamac stands out as the only manufacturer offering this type of saw table on single phase with a powerful 4 HP motor. This ensures you have enough power to cut through material effortlessly, no matter which series you choose. Safety and precision are



guaranteed with the Itamac Panthera series. The table saws feature **standardised** T-slots to the left and right of the saw blade where you can work very precisely with the supplied mitre guide with stop and adjustable positions. For clean work and optimal safety, the "BOW" Feather PRO pushers are **included as standard** with the Panthera series: a spring clamp plate with replaceable springs in EVA foam that increase control of the input, drastically reduce kickback and better protect your wood from damage.



However, even the best cordless screwdriver needs

the right screwdriver bit: That's why the Panthera saw tables come **standard with very high-quality saw blades: one ripper blade Itamac and one precision finish saw blade Xtra Cut from Sistemi Klein, Made in Italy.** These saw blades take cutting to a new level due to the special synthetic resin filled in the slots, which provides unprecedented stability and reduces vibration. This saw blade is ideally suited for cutting hardwood, double-sided veneer, laminate, MDF and thermoplastic boards. It is even ideal for cutting ALUCOBOND® or DIBOND®. These saw blades are equipped with carbide teeth from the original Ceratizit micrograin carbide, resulting in a service life that is up to 30% longer.

**Klein**®


**Xtra**®  
**cut**



**Dust removal and your**


**health** Dust removal and your health also play an important role. On saw tables with quick-change or removal of the riving knife for groove cuts/working with dado saw blades, most of the dust is released above the worktable. Without a riving knife, there is no possibility of fitting a dust guard. Itamac has therefore developed the overarm floating dusthood "ORCA S-17". The transparent guard is **easily adjustable in height and has a**

**Ø 100 mm connection for efficient extraction.** This large connection ensures optimum suction without loss of air speed, unlike all other small-diameter protective caps. Also, the large transparent surfaces of the guard ensure that you always have a full view of your workpiece, allowing you to work more safely and precisely compared to a small guard that often interferes with work. **ITAMAC co-invests in your health:** Although these saw tables are often used without a splitting woven, it is still very important to take dust collection seriously. **Exactly for this reason, ITAMAC offers a 30% discount on the Orca S-17 upper arm floating discharge cover with the purchase of every Panthera table saw.** It's important to realize that wood dust can be just as harmful as other types of dust, so proper dust extraction is key to ensuring a safe and healthy



working environment.

The insert plate of the table saw is designed for use at any cutting angle and can be easily removed thanks to the **magnetic attachment** in the table. Through fine adjustment, this plate can also be adjusted for a 100% flat transition with the cast-iron table top. The saw blade can be tilted from 45° to -3° for false mitres and also tilts to the left for better visibility and no chance of kickback due to workpiece blocking. The table saw also has a **quick-change system for the splitting wedge** and is suitable for use with Dado groove saws (**adjustable groove saw blades for cutting grooves up to + 20 mm**). The operation of the table saw is simple and user-friendly. The **handwheels are full metal** and heavy duty, and the industrial transmission ensures smooth operation of both saw height and blade tilt. Height and tilting adjustments are twice as fast as with a conventional system. The Master-Rip fence is equipped with **Teflon guide points**, allowing it to guide very smoothly and can be adjusted at **6 points**. In addition, the fence can be positioned either to the left or right of the saw blade. The fence can be easily locked by pushing the lever down, and the heavy-duty **T-profile** ensures a firm full-length lock. Cutting width can be clearly read on the double magnification scales in **both**



millimetres and inches.

## DOWNLOADS

### ADDITIONAL INFORMATION

<b>Weight</b>	223 kg
<b>Motor</b>	4 HP, 5.5 HP
<b>Voltage</b>	230 V, 3 x 400V
<b>Diameter sawblade</b>	254mm
<b>Cutting depth 90 °</b>	80 mm
<b>Cutting depth 45°</b>	55 mm
<b>Saw blade speed</b>	3550
<b>Max. width DADO</b>	20,6 mm
<b>Dust collection port</b>	100 mm
<b>Max. width left saw blade</b>	305 mm
<b>Max. width right saw blade</b>	750 mm

<b>T-slots</b>	2
<b>Working height</b>	875mm
<b>Worktable</b>	1321 x 686mm