

## VERTICAL PANEL SAW VERTICUT TT2141DPM






**€12 .272,72 (excl. VAT)**

The Verticut TT2141DPM is a vertical panel saw for 4100 x 2100 mm panels and the entry-level model of our range of professional panel saws.

**SKU:** 0VC2141DPMT

### GALERIJAFBEELDINGEN



The Verticut TT2141DPM is a space-saving vertical panel saw for 4100 x 2100 mm panels.

This machine is the entry-level model of our range of professional panel saws. The professional weighted support arm can be moved horizontally and the saw on the support arm is vertically adjustable.

It has a fully welded frame with precision-hardened runners at the bottom and top. The heavy duty support arm/mast runs very smoothly thanks to the wear-resistant bar guide with double ball bearings. A height aid is provided for processing small sheets, saving you time and preventing unnecessary strain on your back. It is equipped with a main saw and a scorer unit with induction motor, which prevents the breaking of laminate and the top layer during sawing.

The red horizontal panel supports can be easily adjusted manually with the convenient elevator arm, to avoid

sawing them in when sawing horizontally. The support at the bottom on which the panel rests is equipped with wear-resistant plastic listels.

It also features easily adjustable flip stops and an extraction hose. It is available as an option with a 5.5 kW induction motor.

It is transported in a special truck with a floor that can be lowered almost completely.

### PRODUCT INFORMATION

- 3kW induction motor - 3 x 400 V power supply
  - Horizontal and vertical course
  - High-quality robust frame
- Integrated extraction module to dust extractor for optimal operation
- Equipped with a scorer unit, complete with HM saw blade and HM scorer blade
  - Wear-resistant bar guide with double ball bearings
  - Manual height adjustment with large elevator arm
    - Height support for small panels
    - Clear classic measure indication
  - Heavy duty support arm with smooth course
- Equipped for simultaneous start/stop with the extraction unit
- For sawing MDF, clad board, multilayer, polycarbon, plastic, solid wood and Corian.

### DESCRIPTION

The Verticut TT2141DPM is a space-saving vertical panel saw for 4100 x 2100 mm panels. This machine is the entry-level model of our range of professional panel saws. The professional weighted support arm can be moved horizontally and the saw on the support arm is vertically adjustable. It has a fully welded frame with precision-hardened runners at the bottom and top. The heavy duty support arm/mast runs very smoothly thanks to the wear-resistant bar guide with double ball bearings. A height aid is provided for processing small sheets, saving you time and preventing unnecessary strain on your back. It is equipped with a main saw and a scorer unit with induction motor, which prevents the breaking of laminate and the top layer during sawing. The red horizontal panel supports can be easily adjusted manually with the convenient elevator arm, to avoid sawing them in when sawing horizontally. The support at the bottom on which the panel rests is equipped with wear-resistant plastic listels. It also features easily adjustable flip stops and an extraction hose. It is available as an option with a 5.5 kW induction motor. It is transported in a special truck with a floor that can be lowered almost completely.

## DOWNLOADS

No download available.

## ADDITIONAL INFORMATION

<b>Weight</b>	685 kg
<b>Dimensions</b>	2950 × 5500 × 1200 cm
<b>Diameter sawblade</b>	250mm
<b>Voltage</b>	3 x 400V
<b>Mast</b>	Manual
<b>Max. cutting thickness</b>	60 mm
<b>Max. cutting height</b>	2100 mm
<b>Max. cutting length</b>	4100 mm
<b>Base motor</b>	3 kW
<b>Motor speed</b>	3000 rpm
<b>Scorer speed</b>	5800 rpm
<b>Panel support</b>	Plastic listels